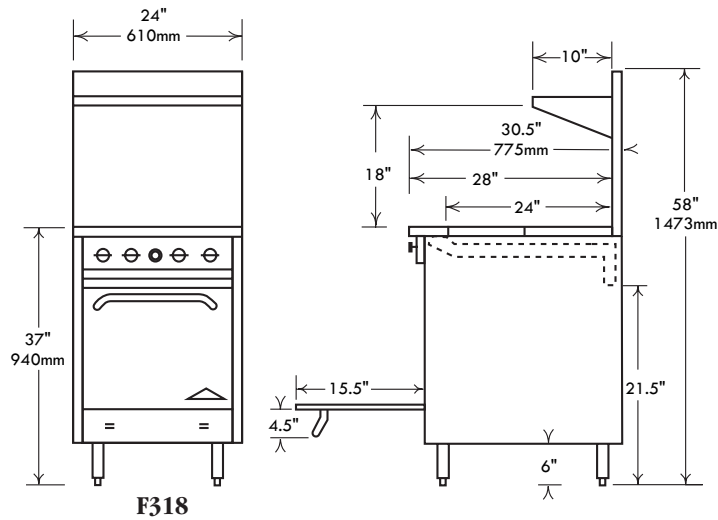







24" WIDE SERIES MEASUREMENTS



F318

24" Restaurant Range Series

Top Configuration	Model #	Description		Total B.T.U.	Approx. Ship Weight	
		Top	Base		(Kg)	(Lbs.)
	F318	(4) Open Burners	- w/ (1) 19.5" Oven	121,000	143	315
	F32	(4) Open Burners	- w/ (1) cabinet base	96,000	102	225
	F318-12	(2) Open Burners	- w/ (1) 19.5" Oven	93,000	164	360
	F32-12	& (1) 12" Griddle	- w/ (1) cabinet base	68,000	118	260
	F318-12B*	(2) Open Burners & (1) 12" griddle, 9" cheesemelter	- w/ (1) 19.5" Oven	69,000	170	374
	F318-1RB	(2) Open Burners	- w/ (1) 19.5" Oven	98,000	159	350
	F32-1RB	& (1) 12" Radiant Broiler	- w/ (1) cabinet base	73,000	120	265
	F318-24	(0) Open Burners	- w/ (1) 19.5" Oven	65,000	182	400
	F32-24	& (1) 24" Griddle	- w/ (1) cabinet base	40,000	141	310
	F318-24B*	(0) Open Burners & (1) 24" griddle, 9" cheesemelter	- w/ (1) 19.5" Oven	55,000	180	396
	F318-2RB	(0) Open Burners	- w/ (1) 19.5" Oven	75,000	170	375
	F32-2RB	& (1) 24" Radiant Broiler	- w/ (1) cabinet base	50,000	132	290

Note: Radiant char-broiler sections and hot top available, add suffix -1RB, -2RB or -1HT, -2HT, etc. per section.

Top sections in lieu of open top burners are located on the right when viewing from the front. Special locations may require custom work and pricing, please call the factory for details.

Approximate Packaging Dimensions: 28" (711mm) Wide x 37" (940mm) Deep x 37" (940mm) High.

Product improvement is a Comstock-Castle policy and may result in design and specification change without notice.

Gas connection location as you look from the front: 21.5" from the floor, 3" from the left side.

* not ETL design listed